

*Here are all of your*


## Sonlight Newcomer™ 1 Instructor's Guides

**Welcome to Sonlight!** Thank you for purchasing this Sonlight Newcomer™ 1 package. To help you get started as easily and quickly as possible, *we've already put your Instructor's Guides together for you.* We're happy to lend a hand to save you the time (about 2 hours, on average) and effort. This extra service is a special "exclusive," available because you purchased a Sonlight Newcomer™ package.

### Here's what you'll find inside this package...

Your Sonlight Newcomer™ 1 package includes all components listed below:

Description	item #
<ul style="list-style-type: none"> <li>• Sonlight Core 1 Instructor's Guide <i>Introduction to World History, Part 1</i> (History, Geography, Read-Alouds and Bible): white pages in your large binder.</li> </ul>	1TB
<ul style="list-style-type: none"> <li>• Language Arts 1 Instructor's Guide <i>Beginning to Read</i> (for use with Readers 1 schedule below): cream-colored pages in your large binder.</li> </ul>	1TL
<ul style="list-style-type: none"> <li>• Readers 1 Schedule <i>Note:</i> These pages, like the Core, are white.</li> </ul>	1TR
<ul style="list-style-type: none"> <li>• Science 1 Instructor's Guide <i>Meteorology, Biology, Electricity, Astronomy and Hydrology</i> These pages are light yellow. —Science Student Activity Sheets These pages are light yellow; you'll find them organized in the small binder for your student.</li> </ul>	1TS
<ul style="list-style-type: none"> <li>• Large Binder for Instructor's Guides Includes the tabs we used to organize your materials.</li> </ul>	BINDER3
<ul style="list-style-type: none"> <li>• Small Binder for Science Activity Sheets</li> </ul>	PB20



### Navigating your new Instructor's Guides—it's easy:

**We've organized your binders** using the method most Sonlighters seem to prefer. Once you become familiar with the contents, feel free to re-arrange everything here if you like. In your Core Instructor's Guide (at the very front of the large binder), we offer several common alternatives (see *How to Organize Your Materials*, page 2).

### Get to know all your Instructor's Guides: the "Intro Section."

**We strongly recommend** that you take time to read the introductions in your large binder (the section before the numbered tabs). For each of the Instructor's Guides (Core, Language Arts, and Science), as well as your Readers Schedule, you'll find introductory pages with helpful information on where to locate—and how to use—the materials included.

*turn page over for more*

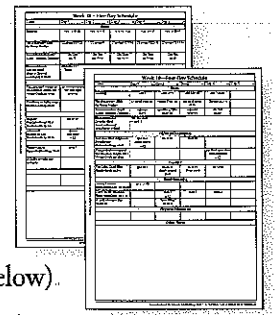


## Navigating your Instructor's Guides (continued)

### Know what you need to do each day: the "Schedule pages."


**When you're ready to start each school day**, open your binder to the numbered tab for the week you're in. Starting behind each numbered tab, we've placed your schedule sheets for Core, Language Arts, Readers, and Science—plus any additional pages of teaching notes related to the material you'll teach that week. Your schedule pages also alert you to more related content in the Study Guides (see below).

**NOTE:** Your Language Arts Activity Sheets are located under the weekly tabs. Because most Sonlighters prefer to keep Science Activity Sheets in a separate student binder, we've done the same; you may choose to move the Language Arts Activity Sheets into that student's binder as well.



### If you need (or want) more, there is more: the Appendices.


**You can start using your Sonlight Newcomer™ 1** program without diving into the appendices. As you get comfortable, check out the tools and aids we've included: here's where you'll find skills checklists, field trip planning and record sheets, guides for teaching phonics and spelling, supplemental Language Arts resources (word cards) and more.



### All your best teaching tools in one place: the Study Guides.

The last section in your large binder houses your Study Guides, where you can find teaching notes, maps, questions to help you gauge not just comprehension but cultural literacy ... and more! Your Answer Key to all the Science Student Activity Sheets is here, too.

**Note:** You'll find that your binder does not have a Readers Study Guide (the tab is unused). For the Readers 1 books included in your Newcomer™ 1 package—such as *The Cat in the Hat* and the *I Can Read It!* series—your focus is on helping your child learn to read, rather than measuring comprehension.



## Need any help with your Instructor's Guides? We're here ...

Again, *we strongly encourage you* to read the Introductions in the front of your binder. We are confident that, once you've familiarized yourself with the contents, you will soon find it quite simple to find everything you need. Then, as you teach the first week or two, you will quickly become more familiar with your Instructor's Guides. Anytime you have questions, please let us know. We have experts who are happy to work with you to answer any questions you have. **The two best ways you can get help:**

### Talk with a Sonlight Advisor, one on one!

Let us connect you with a real, experienced homeschooler who knows the Sonlight Instructor's Guides inside out. You can call **303-730-6292** and use menu option #3 to leave a message for our Advisors "on duty," or send an email to [advisor@sonlight.com](mailto:advisor@sonlight.com), and get a response within one business day. On the web, we invite you to click the LiveChat and LiveCall buttons at [www.Sonlight.com/SCA.html](http://www.Sonlight.com/SCA.html).

### Activate your free membership on Sonlight's Forums:

Your **Sonlight Newcomer™ 1** package includes free access—for **two full years**—to the online Sonlight Forums. You belong to this warm, vibrant community ... why not check it out? For guidance with Sonlight Forums, you can browse helpful information (free) at [www.Sonlight-Forums.com](http://www.Sonlight-Forums.com), or call 303-730-6292 and let a Sonlight Customer Service Team member guide you every step of the way.

We hope you enjoy teaching with these Sonlight Instructor's Guides. Have a great adventure this year,

**Tim Heil**

*Marketing Manager*

**Sonlight Curriculum Ltd.**

*The way you wish you'd been taught. Guaranteed<sup>SM</sup>*


*Here are all of your*  
**Sonlight Newcomer™ 2 Instructor's Guides**

**Welcome to Sonlight!** Thank you for purchasing this Sonlight Newcomer™ 2 package. To help you get started as easily and quickly as possible, *we've already put your Instructor's Guides together for you*. We're happy to lend a hand to save you the time (about 2 hours, on average) and effort. This extra service is a special "exclusive," available because you purchased a Sonlight Newcomer™ package.

### Here's what you'll find inside this package...

Your Sonlight Newcomer™ 2 package includes all components listed below:

Description	item #
<ul style="list-style-type: none"> <li>• <b>Sonlight Core 1+2 Instructor's Guide</b>  <i>One Year Condensed World History</i> (History, Geography, Read-Alouds and Bible): white pages in your large binder.</li> </ul>	T2TB
<ul style="list-style-type: none"> <li>• <b>Language Arts 2 Instructor's Guide</b>  <i>Reading with Easy Readers</i> (for use with Readers 2 schedule below): cream-colored pages in your large binder.</li> </ul>	2TL
<ul style="list-style-type: none"> <li>• <b>Readers 2 Schedule</b>  <i>Note:</i> These pages, like the Core, are white.</li> </ul>	2TR
<ul style="list-style-type: none"> <li>• <b>Science 2 Instructor's Guide</b>  <i>Geology, Biology, and Mechanical Technology</i>  These pages are light yellow  —<b>Science Student Activity Sheets</b>  These pages are light yellow; you'll find them organized in the small binder for your student</li> </ul>	2TS
<ul style="list-style-type: none"> <li>• <b>Large Binder for Instructor's Guides</b>  Includes the tabs we used to organize your materials.</li> </ul>	BINDER3
<ul style="list-style-type: none"> <li>• <b>Small Binder for Science Activity Sheets</b></li> </ul>	PB20



### Navigating your new Instructor's Guides—it's easy:

**We've organized your binders** using the method most Sonlighters seem to prefer. Once you become familiar with the contents, feel free to re-arrange everything here if you like. In your Core Instructor's Guide (at the very front of the large binder), we offer several common alternatives (see *How to Organize Your Materials*, page ii).

### Get to know all your Instructor's Guides: the "Intro Section."

**We strongly recommend** that you take time to read the introductions in your large binder (the section before the numbered tabs). For each of the Instructor's Guides (Core, Language Arts, and Science), as well as your Readers Schedule, you'll find introductory pages with helpful information on where to locate—and how to use—the materials included.

*turn page over for more*




## Navigating your Instructor's Guides (continued)

### Know what you need to do each day: the "Schedule pages."


When you're ready to start each school day, open your binder to the numbered tab for the week you're in. Starting behind each numbered tab, we've placed your schedule sheets for Core, Language Arts, Readers, and Science—plus any additional pages of teaching notes related to the material you'll teach that week. Your schedule pages also alert you to more related content in the Study Guides (see below).

**NOTE:** Your Language Arts Activity Sheets are located under the weekly tabs. Because most Sonlighters prefer to keep Science Activity Sheets in a separate student binder, we've done the same; you may choose to move the Language Arts Activity Sheets into that student's binder as well.



### If you need (or want) more, there is more: the Appendices.

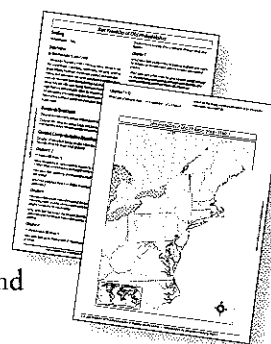
You can start using your Sonlight Newcomer™ 2 program without diving into the appendices. As you get comfortable, check out the tools and aids we've included: here's where you'll find skills checklists, field trip planning and record sheets, guides for teaching phonics and spelling, supplemental Language Arts resources, and more.



### All your best teaching tools in one place: the Study Guides.

The last section in your large binder houses your Study Guides, where you can find teaching notes, maps, questions to help you gauge not just comprehension but cultural literacy ... and more! Your Answer Key to all the Science Student Activity Sheets is here, too.

**Note:** You'll find that your binder does not have a Readers Study Guide (the tab is unused). For the Readers 2 books included in your Newcomer™ 2 package, you will find comprehension questions and activities included on the Reader Schedule pages.



## Need any help with your Instructor's Guides? We're here ...

Again, *we strongly encourage you* to read the Introductions in the front of your binder. We are confident that, once you've familiarized yourself with the contents, you will soon find it quite simple to find everything you need. Then, as you teach the first week or two, you will quickly become more familiar with your Instructor's Guides. Anytime you have questions, please let us know. We have experts who are happy to work with you to answer any questions you have. **The two best ways you can get help:**

### Talk with a Sonlight Advisor, one on one!

Let us connect you with a real, experienced homeschooler who knows the Sonlight Instructor's Guides inside out. You can call 303-730-6292 and use menu option #3 to leave a message for our Advisors "on duty," or send an email to [advisor@sonlight.com](mailto:advisor@sonlight.com), and get a response within one business day. On the web, we invite you to click the LiveChat and LiveCall buttons at [www.Sonlight.com/SCA.html](http://www.Sonlight.com/SCA.html).

### Activate your free membership on Sonlight's Forums:

Your Sonlight Newcomer™ 2 package includes free access—for *two full years*—to the online Sonlight Forums. You belong to this warm, vibrant community ... why not check it out? For guidance with Sonlight Forums, you can browse helpful information (free) at [www.Sonlight-Forums.com](http://www.Sonlight-Forums.com), or call 303-730-6292 and let a Sonlight Customer Service Team member guide you every step of the way.

We hope you enjoy teaching with these Sonlight Instructor's Guides. Have a great adventure this year,

**Tim Heil**

*Marketing Manager*

**Sonlight Curriculum Ltd.**

*The way you wish you'd been taught. Guaranteed.™*

*Here are all of your*


## Sonlight Newcomer™ 3 Instructor's Guides

**Welcome to Sonlight!** Thank you for purchasing this Sonlight Newcomer™ 3 package. To help you get started as easily and quickly as possible, *we've already put your Instructor's Guides together for you.* We're happy to lend a hand to save you the time (about 2 hours, on average) and effort. This extra service is a special "exclusive," available because you purchased a Sonlight Newcomer™ package.

**Here's what you'll find inside this package...**

Your Sonlight Newcomer™ 3 package includes all components listed below:

Description	item #
<ul style="list-style-type: none"> <li>• Sonlight Core 3 Instructor's Guide <i>Introduction to American History, Part 1</i> (History, Geography, Read-Alouds and Bible): white pages in your large binder.</li> </ul>	3TB
<ul style="list-style-type: none"> <li>• Language Arts 3 Instructor's Guide Cream-colored pages in your large binder.</li> </ul>	3TL
<ul style="list-style-type: none"> <li>• Science 3 Instructor's Guide <i>Introduction to Biology</i> These pages are light yellow. —Science Student Activity Sheets These pages are light yellow; you'll find them organized in the small binder for your student</li> </ul>	3TS
<ul style="list-style-type: none"> <li>• Large Binder for Instructor's Guides Includes the tabs we used to organize your materials.</li> </ul>	BINDER3
<ul style="list-style-type: none"> <li>• Small Binder for Science Activity Sheets</li> </ul>	PB20



### Navigating your new Instructor's Guides—it's easy:

**We've organized your binders** using the method most Sonlighters seem to prefer. Once you become familiar with the contents, feel free to re-arrange everything here if you like. In your Core Instructor's Guide (at the very front of the large binder), we offer several common alternatives (see *How to Organize Your Materials*, page 2).

### Get to know all your Instructor's Guides: the "Intro Section."

**We strongly recommend** that you take time to read the introductions in your large binder (the section before the numbered tabs). For each of the Instructor's Guides (Core, Language Arts, and Science), as well as your Readers Schedule, you'll find introductory pages with helpful information on where to locate—and *how to use*—the materials included.

*turn page over for more ...*

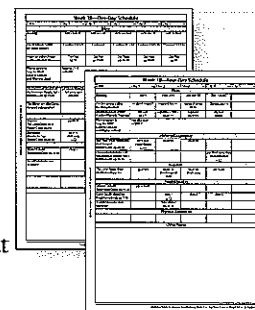


## Navigating your Instructor's Guides (continued)

### Know what you need to do each day: the "Schedule pages."


When you're ready to start each school day, open your binder to the numbered tab for the week you're in. Starting behind each numbered tab, we've placed your schedule sheets for Core, Language Arts, and Science—plus any additional pages of teaching notes related to the material you'll teach that week. Your schedule pages also alert you to more related content in the Study Guides (see below).

**NOTE:** Your Language Arts Activity Sheets are located under the weekly tabs. Because most Sonlighters prefer to keep Science Activity Sheets in a separate student binder, we've done the same; you may choose to move the Language Arts Activity Sheets into that student's binder as well.



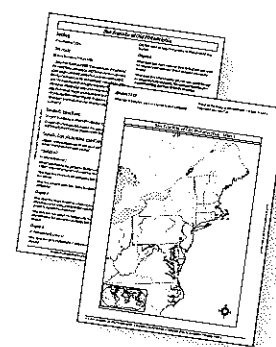
### If you need (or want) more, there is more: the Appendices.

You can start using your Sonlight Newcomer™ 3 program without diving into the appendices. As you get comfortable, check out the tools and aids we've included: here's where you'll find skills checklists, field trip planning and record sheets, guides for teaching phonics and spelling, supplemental Language Arts resources, and more.



### All your best teaching tools in one place: the Study Guides.

The last section in your large binder houses your Study Guides, where you can find teaching notes, maps, questions to help you gauge not just comprehension but cultural literacy ... and more! Your Answer Key to all the Science Student Activity Sheets is here, too.



## Need any help with your Instructor's Guides? We're here ...

Again, *we strongly encourage you* to read the Introductions in the front of your binder. We are confident that, once you've familiarized yourself with the contents, you will soon find it quite simple to find everything you need. Then, as you teach the first week or two, you will quickly become more familiar with your Instructor's Guides. Anytime you have questions, please let us know. We have experts who are happy to work with you to answer any questions you have. **The two best ways you can get help:**

### Talk with a Sonlight Advisor, one on one!

Let us connect you with a real, experienced homeschooler who knows the Sonlight Instructor's Guides inside out. You can call **303-730-6292** and use menu option #3 to leave a message for our Advisors "on duty," or send an email to [advisor@sonlight.com](mailto:advisor@sonlight.com), and get a response within one business day. On the web, we invite you to click the LiveChat and LiveCall buttons at [www.Sonlight.com/SCA.html](http://www.Sonlight.com/SCA.html)

### Activate your free membership on Sonlight's Forums:

Your Sonlight Newcomer™ 3 package includes free access—for **two full years**—to the online Sonlight Forums. You belong to this warm, vibrant community ... why not check it out? For guidance with Sonlight Forums, you can browse helpful information (free) at [www.Sonlight-Forums.com](http://www.Sonlight-Forums.com), or call 303-730-6292 and let a Sonlight Customer Service Team member guide you every step of the way.

We hope you enjoy teaching with these Sonlight Instructor's Guides. Have a great adventure this year,

**Tim Heil**

*Marketing Manager*

**Sonlight Curriculum Ltd.**

*The way you wish you'd been taught. Guaranteed<sup>SM</sup>*


*Here are all of your*  
**Sonlight Newcomer™ 4 Instructor's Guides**

**Welcome to Sonlight!** Thank you for purchasing this Sonlight Newcomer™ 4 package. To help you get started as easily and quickly as possible, *we've already put your Instructor's Guides together for you.* We're happy to lend a hand to save you the time (about 2 hours, on average) and effort. This extra service is a special "exclusive," available because you purchased a Sonlight Newcomer™ package.

### Here's what you'll find inside this package...

Your **Sonlight Newcomer™ 4** package includes all components listed below:

Description	item #
<ul style="list-style-type: none"> <li>• <b>Sonlight Core 3+4 Instructor's Guide</b>  <i>One Year Condensed American History</i> (History, Geography, Read-Alouds and Bible): white pages in your large binder</li> </ul>	T4TB
<ul style="list-style-type: none"> <li>• <b>Language Arts 4 Instructor's Guide</b>            Cream-colored pages in your large binder.</li> </ul>	T4TL
<ul style="list-style-type: none"> <li>• <b>Science 4 Instructor's Guide</b>  <i>Electricity, Magnetism and Astronomy</i>            These pages are light yellow.            —Science Student Activity Sheets            These pages are light yellow; you'll find them organized in the small binder for your student.</li> </ul>	4TS
<ul style="list-style-type: none"> <li>• <b>Large Binder for Instructor's Guides</b>            Includes the tabs we used to organize your materials</li> </ul>	BINDER3
<ul style="list-style-type: none"> <li>• <b>Small Binder for Science Activity Sheets</b></li> </ul>	PB20



### Navigating your new Instructor's Guides—it's easy:

We've **organized your binders** using the method most Sonlighters seem to prefer. Once you become familiar with the contents, feel free to re-arrange everything here if you like. In your Core Instructor's Guide (at the very front of the large binder), we offer several common alternatives (see *How to Organize Your Materials*, page ii).

### Get to know all your Instructor's Guides: the "Intro Section."

We **strongly recommend** that you take time to read the introductions in your large binder (the section before the numbered tabs). For each of the Instructor's Guides (Core, Language Arts, and Science), as well as your Readers Schedule, you'll find introductory pages with helpful information on where to locate—and *how to use*—the materials included.

*turn page over for more*

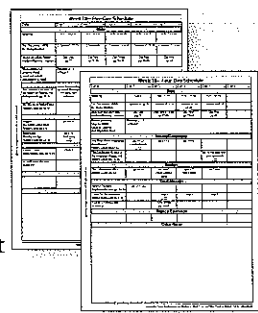


## Navigating your Instructor's Guides (continued)

### Know what you need to do each day: the "Schedule pages."


When you're ready to start each school day, open your binder to the numbered tab for the week you're in. Starting behind each numbered tab, we've placed your schedule sheets for Core, Language Arts, and Science—plus any additional pages of teaching notes related to the material you'll teach that week. Your schedule pages also alert you to more related content in the Study Guides (see below).

**NOTE:** Your Language Arts Activity Sheets are located under the weekly tabs. Because most Sonlighters prefer to keep Science Activity Sheets in a separate student binder, we've done the same; you may choose to move the Language Arts Activity Sheets into that student's binder as well.



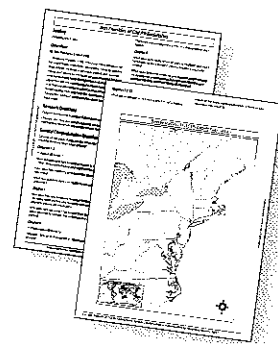
### If you need (or want) more, there is more: the Appendices.

You can start using your Sonlight Newcomer™ 4 program without diving into the appendices. As you get comfortable, check out the tools and aids we've included: here's where you'll find skills checklists, field trip planning and record sheets, guides for teaching grammar and writing, supplemental Language Arts resources, and more.



### All your best teaching tools in one place: the Study Guides.

The last section in your large binder houses your Study Guides, where you can find teaching notes, maps, questions to help you gauge not just comprehension but cultural literacy ... and more! Your Answer Key to all the Science Student Activity Sheets is here, too.



## Need any help with your Instructor's Guides? We're here ...

Again, *we strongly encourage you* to read the Introductions in the front of your binder. We are confident that, once you've familiarized yourself with the contents, you will soon find it quite simple to find everything you need. Then, as you teach the first week or two, you will quickly become more familiar with your Instructor's Guides. Anytime you have questions, please let us know. We have experts who are happy to work with you to answer any questions you have. **The two best ways you can get help:**

### Talk with a Sonlight Advisor, one on one!

Let us connect you with a real, experienced homeschooler who knows the Sonlight Instructor's Guides inside out. You can call 303-730-6292 and use menu option #3 to leave a message for our Advisors "on duty," or send an email to [advisor@sonlight.com](mailto:advisor@sonlight.com), and get a response within one business day. On the web, we invite you to click the LiveChat and LiveCall buttons at [www.Sonlight.com/SCA.html](http://www.Sonlight.com/SCA.html).

### Activate your free membership on Sonlight's Forums:

Your Sonlight Newcomer™ 4 package includes free access—for two full years—to the online Sonlight Forums. You belong to this warm, vibrant community ... why not check it out? For guidance with Sonlight Forums, you can browse helpful information (free) at [www.Sonlight-Forums.com](http://www.Sonlight-Forums.com), or call 303-730-6292 and let a Sonlight Customer Service Team member guide you every step of the way.

We hope you enjoy teaching with these Sonlight Instructor's Guides. Have a great adventure this year,

**Tim Heil**

*Marketing Manager*

**Sonlight Curriculum Ltd.**

*The way you wish you'd been taught. Guaranteed<sup>SM</sup>*



*Here are all of your*  
**Sonlight Newcomer™ 5 Instructor's Guides**

**Welcome to Sonlight!** Thank you for purchasing this Sonlight Newcomer™ 5 package. To help you get started as easily and quickly as possible, *we've already put your Instructor's Guides together for you.* We're happy to lend a hand to save you the time (about 2 hours, on average) and effort. This extra service is a special "exclusive," available because you purchased a Sonlight Newcomer™ package.

### Here's what you'll find inside this package...

Your Sonlight Newcomer™ 5 package includes all components listed below:

Description	item #
<ul style="list-style-type: none"> <li>• <b>Sonlight Core 5 Instructor's Guide</b>  <i>Eastern Hemisphere</i> (History, Geography, Read-Alouds and Bible): white pages in your large binder.</li> </ul>	5TB
<ul style="list-style-type: none"> <li>• <b>Language Arts 5 Instructor's Guide</b>            Cream-colored pages in your large binder.</li> </ul>	5TL
<ul style="list-style-type: none"> <li>• <b>Science 5 Instructor's Guide</b>  <i>Human Anatomy and Physiology</i>            These pages are light yellow                —<b>Science Student Activity Sheets</b>                These pages are light yellow; you'll find them organized in the small binder for your student.</li> </ul>	5TS
<ul style="list-style-type: none"> <li>• <b>Large Binder for Instructor's Guides</b>            Includes the tabs we used to organize your materials</li> </ul>	BINDER3
<ul style="list-style-type: none"> <li>• <b>Small Binder for Science Activity Sheets</b></li> </ul>	PB20



### Navigating your new Instructor's Guides—it's easy:

**We've organized your binders** using the method most Sonlighters seem to prefer. Once you become familiar with the contents, feel free to re-arrange everything here if you like. In your Core Instructor's Guide (at the very front of the large binder), we offer several common alternatives (see *How to Organize Your Materials*, page iii).

### Get to know all your Instructor's Guides: the "Intro Section."

**We strongly recommend** that you take time to read the introductions in your large binder (the section before the numbered tabs). For each of the Instructor's Guides (Core, Language Arts, and Science), as well as your Readers Schedule, you'll find introductory pages with helpful information on where to locate—and how to use—the materials included.

*turn page over for more . . .*

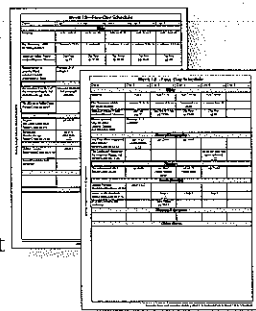


## Navigating your Instructor's Guides (continued)

### Know what you need to do each day: the "Schedule pages."


When you're ready to start each school day, open your binder to the numbered tab for the week you're in. Starting behind each numbered tab, we've placed your schedule sheets for Core, Language Arts, and Science—plus any additional pages of teaching notes related to the material you'll teach that week. Your schedule pages also alert you to more related content in the Study Guides (see below).

**NOTE:** Your Language Arts Activity Sheets are located under the weekly tabs. Because most Sonlighters prefer to keep Science Activity Sheets in a separate student binder, we've done the same; you may choose to move the Language Arts Activity Sheets into that student's binder as well.



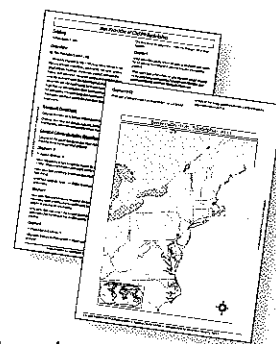
### If you need (or want) more, there is more: the Appendices.

You can start using your Sonlight Newcomer™ 5 program without diving into the appendices. As you get comfortable, check out the tools and aids we've included: here's where you'll find skills checklists, field trip planning and record sheets, guides to help you teach writing and research, and more.



### All your best teaching tools in one place: the Study Guides.

The last section in your large binder houses your Study Guides, where you can find teaching notes, maps, questions to help you gauge not just comprehension but cultural literacy ... and more! Your Answer Key to all the Science Student Activity Sheets is here, too.



## Need any help with your Instructor's Guides? We're here ...

Again, *we strongly encourage you* to read the Introductions in the front of your binder. We are confident that, once you've familiarized yourself with the contents, you will soon find it quite simple to find everything you need. Then, as you teach the first week or two, you will quickly become more familiar with your Instructor's Guides. Anytime you have questions, please let us know. We have experts who are happy to work with you to answer any questions you have. **The two best ways you can get help:**

### Talk with a Sonlight Advisor, one on one!

Let us connect you with a real, experienced homeschooler who knows the Sonlight Instructor's Guides inside out. You can call **303-730-6292** and use menu option #3 to leave a message for our Advisors "on duty," or send an email to [advisor@sonlight.com](mailto:advisor@sonlight.com), and get a response within one business day. On the web, we invite you to click the LiveChat and LiveCall buttons at [www.Sonlight.com/SCA.html](http://www.Sonlight.com/SCA.html)

### Activate your free membership on Sonlight's Forums:

Your Sonlight Newcomer™ 5 package includes free access—for **two full years**—to the online Sonlight Forums. You belong to this warm, vibrant community ... why not check it out? For guidance with Sonlight Forums, you can browse helpful information (free) at [www.Sonlight-Forums.com](http://www.Sonlight-Forums.com), or call 303-730-6292 and let a Sonlight Customer Service Team member guide you every step of the way.

We hope you enjoy teaching with these Sonlight Instructor's Guides. Have a great adventure this year,

**Tim Heil**

*Marketing Manager*

**Sonlight Curriculum Ltd.**

*The way you wish you'd been taught. Guaranteed<sup>SM</sup>*

*Here are all of your*


## **Sonlight Newcomer™ 6 Instructor's Guides**

**Welcome to Sonlight!** Thank you for purchasing this Sonlight Newcomer™ 6 package. To help you get started as easily and quickly as possible, *we've already put your Instructor's Guides together for you*. We're happy to lend a hand to save you the time (about 2 hours, on average) and effort. This extra service is a special "exclusive," available because you purchased a Sonlight Newcomer™ package.

### **Here's what you'll find inside this package...**

Your Sonlight Newcomer™ 6 package includes all components listed below:

<b>Description</b>	<b>item #</b>
<ul style="list-style-type: none"> <li>• <b>Sonlight Core 6 Instructor's Guide</b> <i>World History, Part 1</i> (History, Geography, Read-Alouds and Bible); white pages in your large binder.</li> </ul>	6TB
<ul style="list-style-type: none"> <li>• <b>Language Arts 6 Instructor's Guide</b> Cream-colored pages in your large binder</li> </ul>	6TL
<ul style="list-style-type: none"> <li>• <b>Science 6 Instructor's Guide</b> <i>Introduction to Biology, Chemistry and Physics</i> These pages are light yellow.</li> </ul>	6TS
<ul style="list-style-type: none"> <li>— <b>Science Student Activity Sheets</b> These pages are light yellow; you'll find them organized in the small binder for your student</li> </ul>	
<ul style="list-style-type: none"> <li>• <b>Large Binder for Instructor's Guides</b> Includes the tabs we used to organize your materials</li> </ul>	BINDER3
<ul style="list-style-type: none"> <li>• <b>Small Binder for Science Activity Sheets</b></li> </ul>	PB20



### **Navigating your new Instructor's Guides—it's easy:**

We've **organized your binders** using the method most Sonlighters seem to prefer. Once you become familiar with the contents, feel free to re-arrange everything here if you like. In your Core Instructor's Guide (at the very front of the large binder), we offer several common alternatives (see *How to Organize Your Materials*, page ii)

### **Get to know all your Instructor's Guides: the "Intro Section."**

We **strongly recommend** that you take time to read the introductions in your large binder (the section before the numbered tabs). For each of the Instructor's Guides (Core, Language Arts, and Science), as well as your Readers Schedule, you'll find introductory pages with helpful information on where to locate—and *how to use*—the materials included.

*turn page over for more .*




## Navigating your Instructor's Guides (continued)

### Know what you need to do each day: the "Schedule pages."


When you're ready to start each school day, open your binder to the numbered tab for the week you're in. Starting behind each numbered tab, we've placed your schedule sheets for Core, Language Arts, and Science—plus any additional pages of teaching notes related to the material you'll teach that week. Your schedule pages also alert you to more related content in the Study Guides (see below).

**NOTE:** Your Language Arts Activity Sheets are located under the weekly tabs. Because most Sonlighters prefer to keep Science Activity Sheets in a separate student binder, we've done the same; you may choose to move the Language Arts Activity Sheets into that student's binder as well.



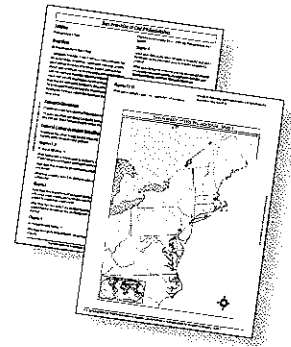
### If you need (or want) more, there is more: the Appendices.

You can start using your Sonlight Newcomer™ 6 program without diving into the appendices. As you get comfortable, check out the tools and aids we've included: here's where you'll find skills checklists, field trip planning and record sheets, guides for teaching writing and research, supplemental Science materials, and more.



### All your best teaching tools in one place: the Study Guides.

The last section in your large binder houses your Study Guides, where you can find teaching notes, maps, questions to help you gauge not just comprehension but cultural literacy ... and more! Your Answer Key to all the Science Student Activity Sheets is here, too.



## Need any help with your Instructor's Guides? We're here ...

Again, we strongly encourage you to read the Introductions in the front of your binder. We are confident that, once you've familiarized yourself with the contents, you will soon find it quite simple to find everything you need. Then, as you teach the first week or two, you will quickly become more familiar with your Instructor's Guides. Anytime you have questions, please let us know. We have experts who are happy to work with you to answer any questions you have. **The two best ways you can get help:**

### Talk with a Sonlight Advisor, one on one!

Let us connect you with a real, experienced homeschooler who knows the Sonlight Instructor's Guides inside out. You can call 303-730-6292 and use menu option #3 to leave a message for our Advisors "on duty," or send an email to [advisor@sonlight.com](mailto:advisor@sonlight.com), and get a response within one business day. On the web, we invite you to click the LiveChat and LiveCall buttons at [www.Sonlight.com/SCA.html](http://www.Sonlight.com/SCA.html)

### Activate your free membership on Sonlight's Forums:

Your Sonlight Newcomer™ 6 package includes free access—for two full years—to the online Sonlight Forums. You belong to this warm, vibrant community ... why not check it out? For guidance with Sonlight Forums, you can browse helpful information (free) at [www.Sonlight-Forums.com](http://www.Sonlight-Forums.com), or call 303-730-6292 and let a Sonlight Customer Service Team member guide you every step of the way.

We hope you enjoy teaching with these Sonlight Instructor's Guides. Have a great adventure this year,

**Tim Heil**

*Marketing Manager*

**Sonlight Curriculum Ltd.**

*The way you wish you'd been taught. Guaranteed.™*